


INDOOR



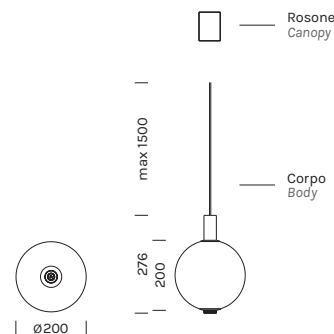
SOSPENSIONE / SUSPENSION

BEAM STICK NUANCE Ø200 + 'Balloton Edition'



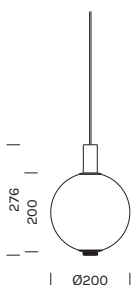
Alluminio, vetro soffiato a bocca
Fascio di luce verso il basso
Colore cavo: nero
Ghiera nera inclusa

Aluminum, mouth-blown glass
 Light beam: downward-projected
 Cable color: black
 Black ring included



Corpo / Body

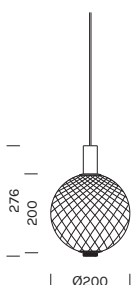
4682	M 2700K	W 3000K
Potenza/ Power	2x 4,3W	2x 4,3W
Lumen	2x 492 lm	2x 523 lm
CRI	>90	>90
Alimentazione/ Supply	500mA	500mA



Articolo Item	Temperatura Temperature	Finitura - Colore vetro Finish - Glass colour
4682	M W	-BO -VBI
		-BV -VTM
		-NO -VBL
		-OR -VAM
		-RR -VRS
		-TI -VFU
		-VF -VVF




Corpo "Balloton" / Body "Balloton"

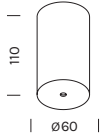







4682	M 2700K	W 3000K
Potenza/ Power	2x 4,3W	2x 4,3W
Lumen	2x 492 lm	2x 523 lm
CRI	>90	>90
Alimentazione/ Supply	500mA	500mA



Articolo Item	Temperatura Temperature	Finitura - Colore vetro Finish - Glass colour
4682	M W	-BV -BTM
		-OR -BAM

Il codice prodotto si compone mettendo uno dopo l'altro, da sinistra a destra, i dati nelle colonne gialle, es: 1111M12-AA
 The product code is created by putting in sequence the data under the yellow columns from left to right, e.g:1111M12-AA

	Articolo Item	Finitura Finish	Dimmer Dimmer
220-240Vac, alimentatore incluso 220-240Vac, driver included 	RS03/02	-BO 	ON-OFF L-C
		-BV 	ON-OFF L-C
		-NO 	ON-OFF L-C
		-OR 	ON-OFF L-C
		-RR 	ON-OFF L-C
		-TI 	ON-OFF L-C
		-VF 	ON-OFF L-C

	Articolo Item	Finitura Finish	Dimmer Dimmer
220-240Vac, alimentatore incluso 220-240Vac, driver included 	RS03/03	-BO 	DALI PUSH
		-BV 	DALI PUSH
		-NO 	DALI PUSH
		-OR 	DALI PUSH
		-RR 	DALI PUSH
		-TI 	DALI PUSH
		-VF 	DALI PUSH

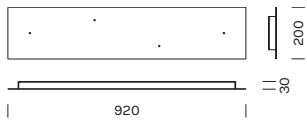
	Articolo Item	Finitura Finish	Dimmer Dimmer
220-240Vac, alimentatore incluso 220-240Vac, driver included 	RS03/04	-BO 	1-10V
		-BV 	1-10V
		-NO 	1-10V
		-OR 	1-10V
		-RR 	1-10V
		-TI 	1-10V
		-VF 	1-10V

220-240Vac, alimentatore incluso, per 4 lampade **RS23/4**
220-240Vac, driver included, for 4 lamps

-BI



ON-OFF

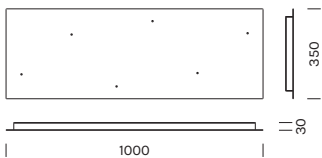


220-240Vac, alimentatore incluso, per 6 lampade **RS21/6**
220-240Vac, driver included, for 6 lamps

-BI



ON-OFF



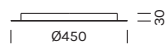
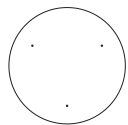
220-240Vac, alimentatore incluso, per 3 lampade
220-240Vac, driver included, for 3 lamps

RS19/3

-BI



ON-OFF



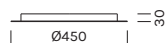
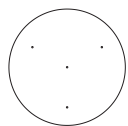
220-240Vac, alimentatore incluso, per 4 lampade
220-240Vac, driver included, for 4 lamps

RS19/4

-BI



ON-OFF




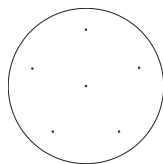
220-240Vac, alimentatore incluso, per 6 lampade
220-240Vac, driver included, for 6 lamps

RS20/6

-BI



ON-OFF



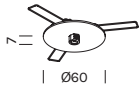
Il codice prodotto si compone mettendo uno dopo l'altro, da sinistra a destra, i dati nelle colonne gialle, es: 1111M12-AA
The product code is created by putting in sequence the data under the yellow columns from left to right, e.g:1111M12-AA

24Vdc, per incasso, alimentatore e convertitore esclusi
 24Vdc, built-in application, driver and converter excluded

RS06

-BI 

-NE 



24Vdc, alimentatore e convertitore esclusi
 24Vdc, driver and converter excluded

RS01

-BO 

-BV 

-NO 

-OR 

-RR 

-TI 

-VF 

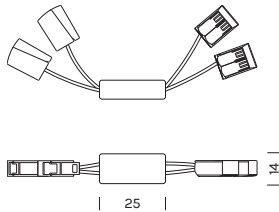


Convertitore da 24Vdc a 500mA / 24Vdc to 500 mA converter

Alimentatore escluso
 Driver excluded

Articolo Item	N° art. alimentabili N° of items powerable
------------------	---

2A4843	1
---------------	---



Alimentatori 24Vdc in tensione in remoto / Remote constant voltage drivers 24Vdc

Articolo Item	Potenza Power	IP	Dimensioni Dimensions	N° art. alimentabili N° of items powerable	Dimmer
1A0150	30W MAX	IP20	160x58x18	1-2	-
1A0151	50W MAX	IP20	160x58x18	1-4	-
1A0152	75W MAX	IP20	160x58x18	1-6	-
1A0145	100W MAX	IP67	190x52x33	1-9	-
1A0153	150W MAX	IP20	240x60x49	1-13	-

Centraline dimmerabili in remoto / Remote dimmable controllers

Articolo Item	Potenza Power	IP	Dimensioni Dimensions	Dimmer
1A0837	144W MAX	IP20	132x22x19	1-10V DALI PUSH
1A0838	288W MAX	IP20	150x38x25	0-10V 1-10V DALI PUSH
1A0172	240W MAX	IP20	57x43x19	CASAMBI PUSH

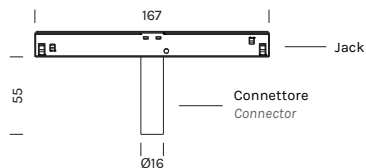
Controller 1 canale - DC
 Controller 1 channel - DC

Il codice prodotto si compone mettendo uno dopo l'altro, da sinistra a destra, i dati nelle colonne gialle, es: 1111M12-AA
 The product code is created by putting in sequence the data under the yellow columns from left to right, e.g:1111M12-AA

Adattatore per Track 48V (Jack+Connettore) / Adapter for track 48V (Jack+Connector)

binario 48Vdc escluso - connettore sempre nero
48Vdc track excluded - connector black only


Articolo Item	Finitura Finish	Dimmer
200/10	-JBI 	ON-OFF
	-JNE 	ON-OFF

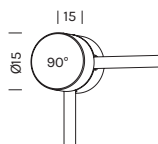


200/11	-JBI 	0-10V
	-JNE 	0-10V

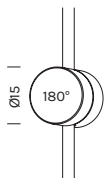
200/12	-JBI 	DALI
	-JNE 	DALI

Passacavi / Cable entry

Articolo Item	Finitura Finish
BEAM-KIT01	-NA 
BEAM-KIT02	



BEAM KIT 01



BEAM KIT 02

Il codice prodotto si compone mettendo uno dopo l'altro, da sinistra a destra, i dati nelle colonne gialle, es: 1111M12-AA
The product code is created by putting in sequence the data under the yellow columns from left to right, e.g:1111M12-AA